



**Business Partner:** Bracy; Derrick  
**Field:**  
**County:** Branch

**Operation:** R & D Bracy Farms, LLC  
**Farm:**  
**State:** Michigan

Location Report

**Tracking Name:** OFGC25171146\_0146

**Crop Year:** 2025

**Current Crop:** Corn Grain

**Previous Crop:** Soybeans

**Plant Date:** 5/1/2025

**Harvest Date:**

**Irrigation:** Limited

**Planting Rate:** 36.0

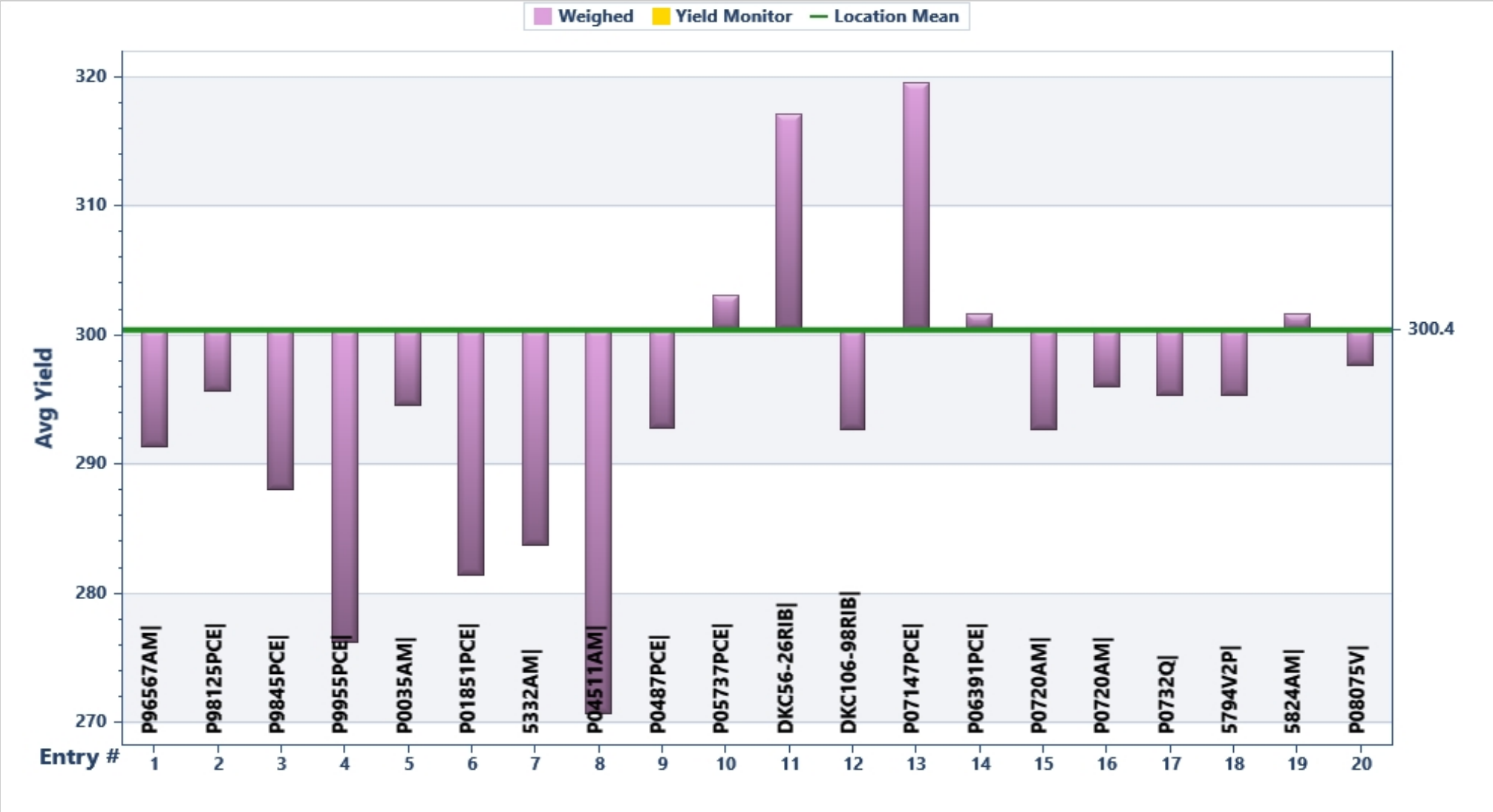
**GPS Coordinate:** 42.01497 -84.93318

	<b>Total:</b>	<b>Deviation:</b>
<b>Precip:</b>	21.4	-7.3
<b>Solar Rad:</b>	2,959.2	15.7
<b>GDU:</b>	3,086.2	124.8

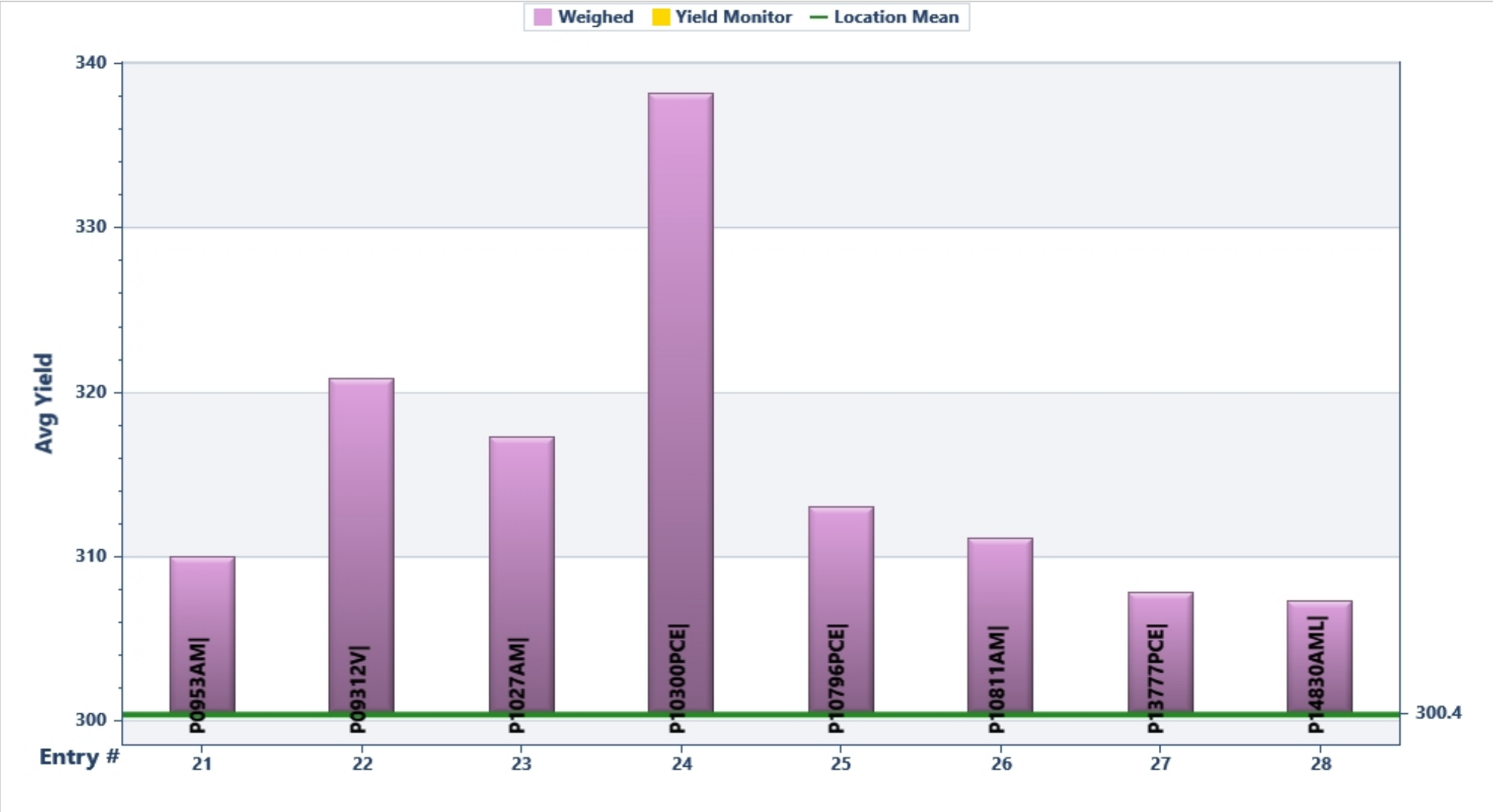
**Date Range:** 4/1/2025 to 11/7/2025



# Location Mean



Location Mean





Business Partner: Bracy; Derrick

Field:

County: Branch

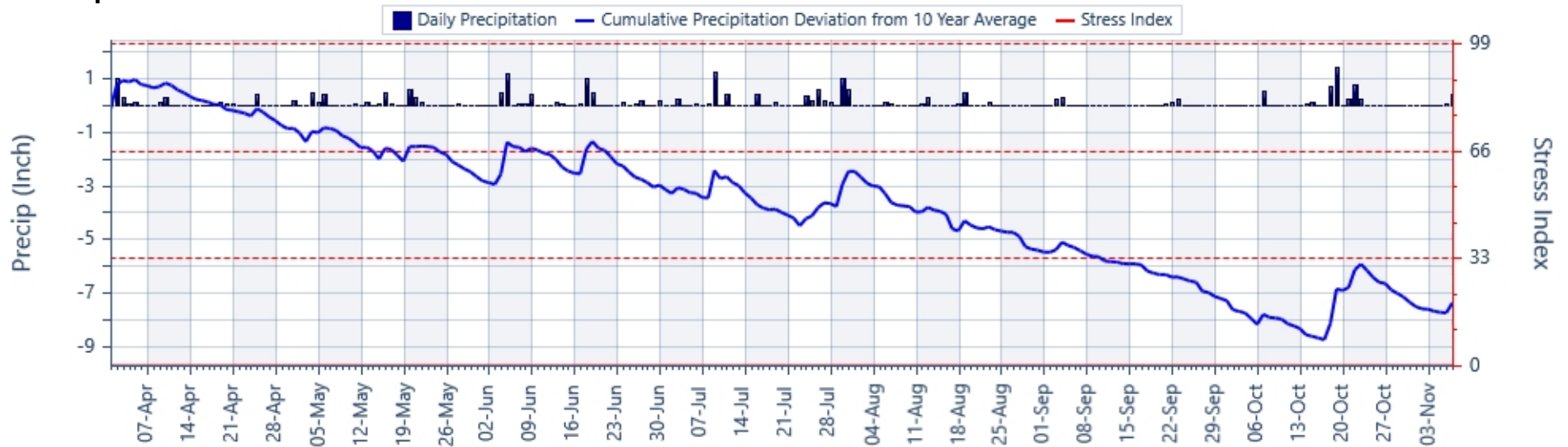
Operation: R & D Bracy Farms, LLC

Farm:

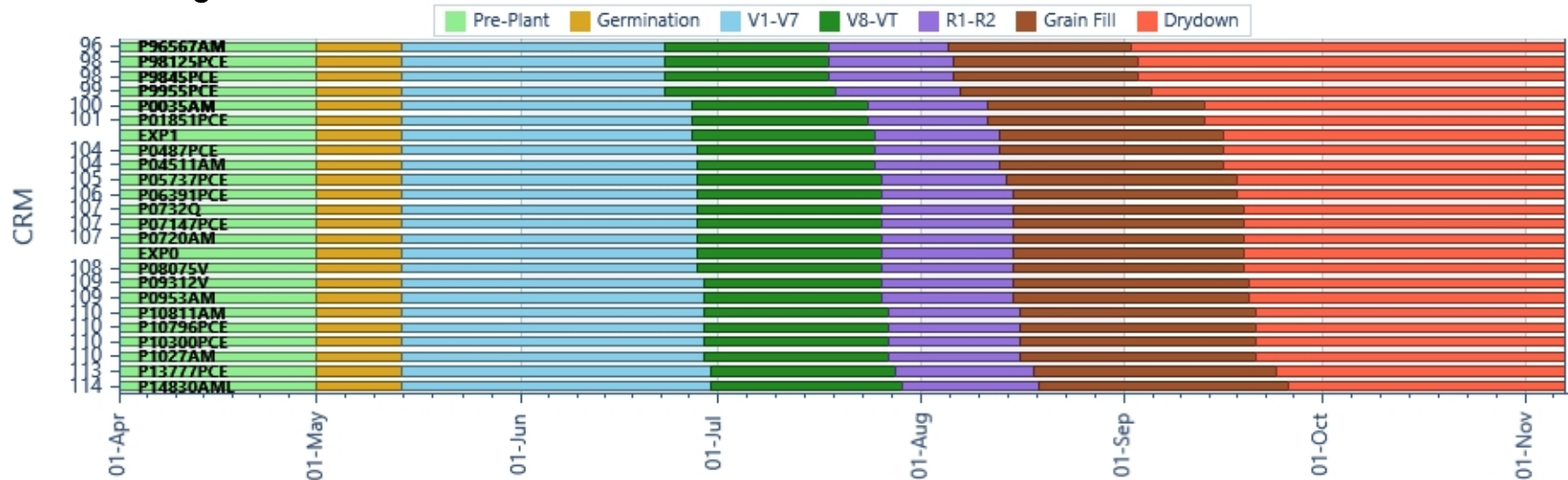
State: Michigan

Entry #	Brand	Hybrid/Brand	Yield (bu/a 56#)	Factor(s)	Mst (%)	AGI	Yield Rank	YM Verified Yld	YM Verified Mst (%)	YM AGI	YM Yield Rank
1	Pioneer	P96567AM	291.3		19.0	\$973	23				
2	Pioneer	P98125PCE	295.7		18.5	\$994	16				
3	Pioneer	P9845PCE	288.0		19.0	\$962	24				
4	Pioneer	P9955PCE	276.2		19.2	\$920	27				
5	Pioneer	P0035AM	294.6		19.0	\$984	19				
6	Pioneer	P01851PCE	281.4		18.0	\$951	26				
7	XL Brand	5332AM	283.7		20.6	\$929	25				
8	Pioneer	P04511AM	270.7		20.7	\$886	28				
9	Pioneer	P0487PCE	292.8		20.0	\$966	20				
10	Pioneer	P05737PCE	303.0		22.0	\$976	11				
11	DeKalb	DKC56-26RIB	317.1		23.0	\$1,008	5				
12	DeKalb	DKC106-98RIB	292.7		21.5	\$948	21				
13	Pioneer	P07147PCE	319.5		21.8	\$1,031	3				
14	Pioneer	P06391PCE	301.6		20.5	\$989	12				
15	Pioneer	P0720AM	292.7		21.5	\$948	22				
16	Pioneer	P0720AM	296.0		21.6	\$958	15				
17	Pioneer	P0732Q	295.3		20.8	\$965	17				
18	Beck`s	5794V2P	295.3		22.7	\$943	18				
19	XL Brand	5824AM	301.6		22.0	\$971	13				
20	Pioneer	P08075V	297.6		22.1	\$957	14				
21	Pioneer	P0953AM	310.0		21.0	\$1,011	8				
22	Pioneer	P09312V	320.8		20.6	\$1,051	2				
23	Pioneer	P1027AM	317.3		22.0	\$1,022	4				
24	Pioneer	P10300PCE	338.2		23.0	\$1,075	1				
25	Pioneer	P10796PCE	313.0		24.5	\$977	6				
26	Pioneer	P10811AM	311.1		23.0	\$989	7				
27	Pioneer	P13777PCE	307.8		24.0	\$966	9				
28	Pioneer	P14830AML	307.3		22.0	\$990	10				

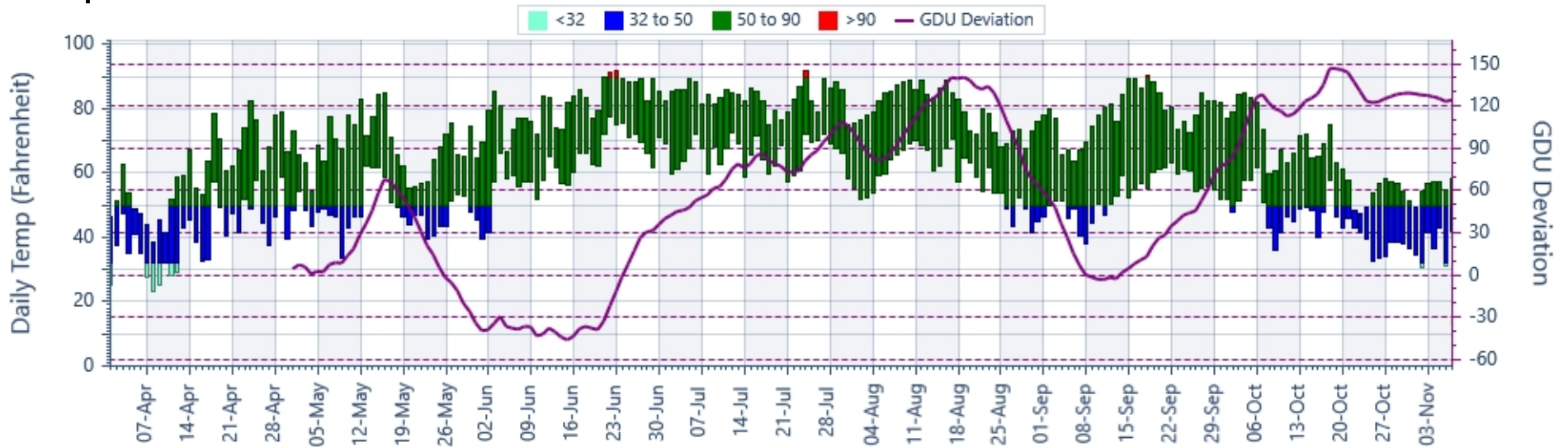
## Precipitation



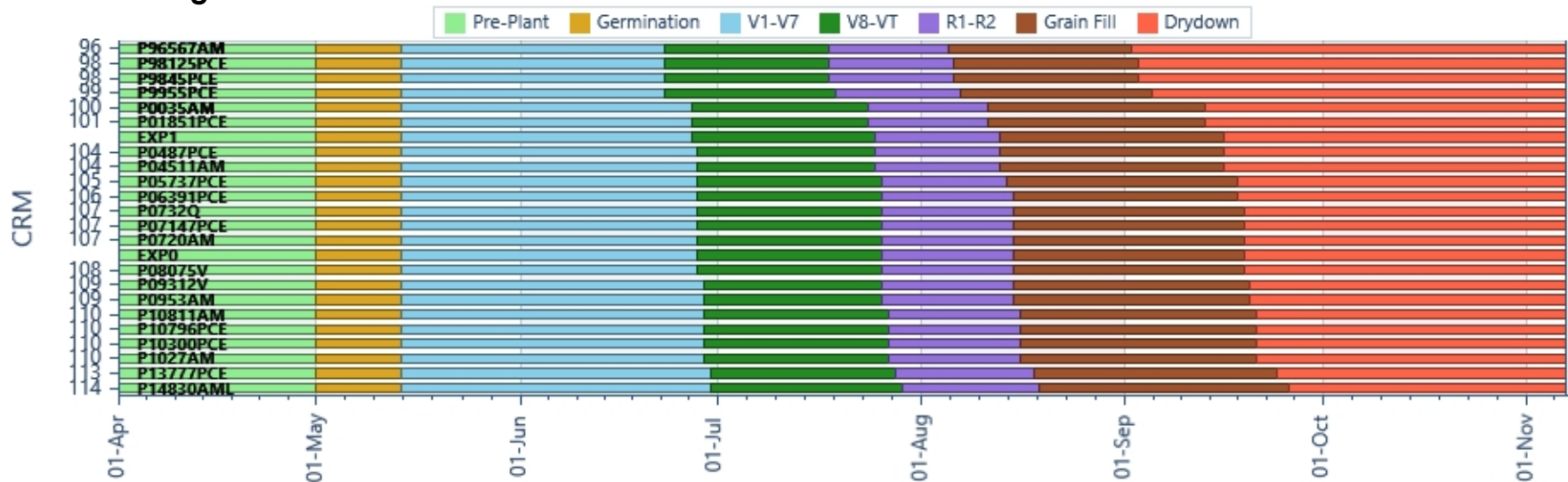
## Growth Stages



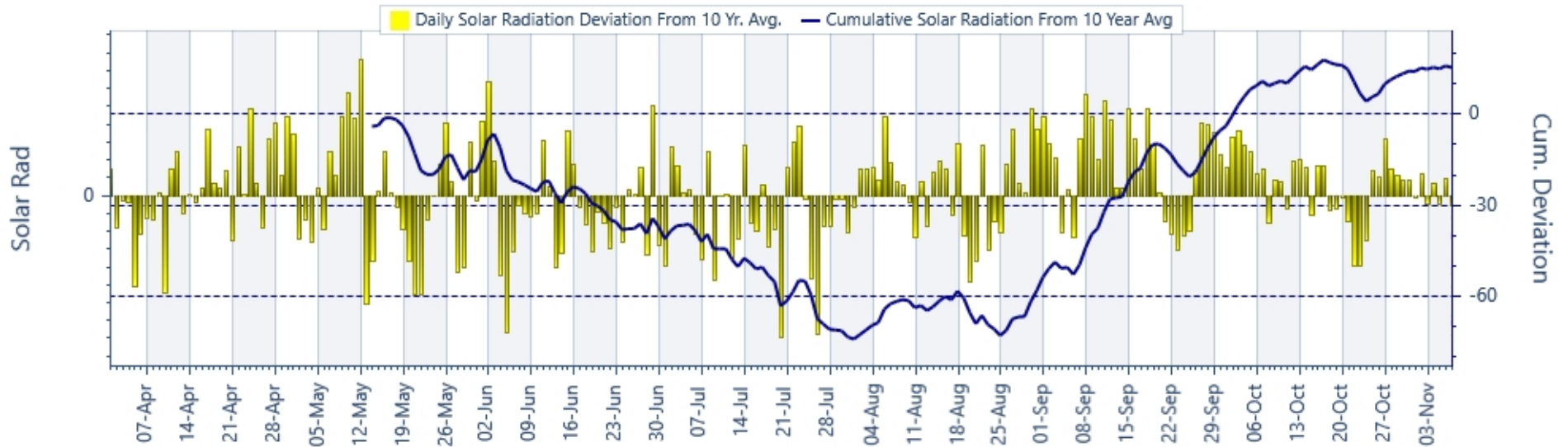
## Temperature / GDU



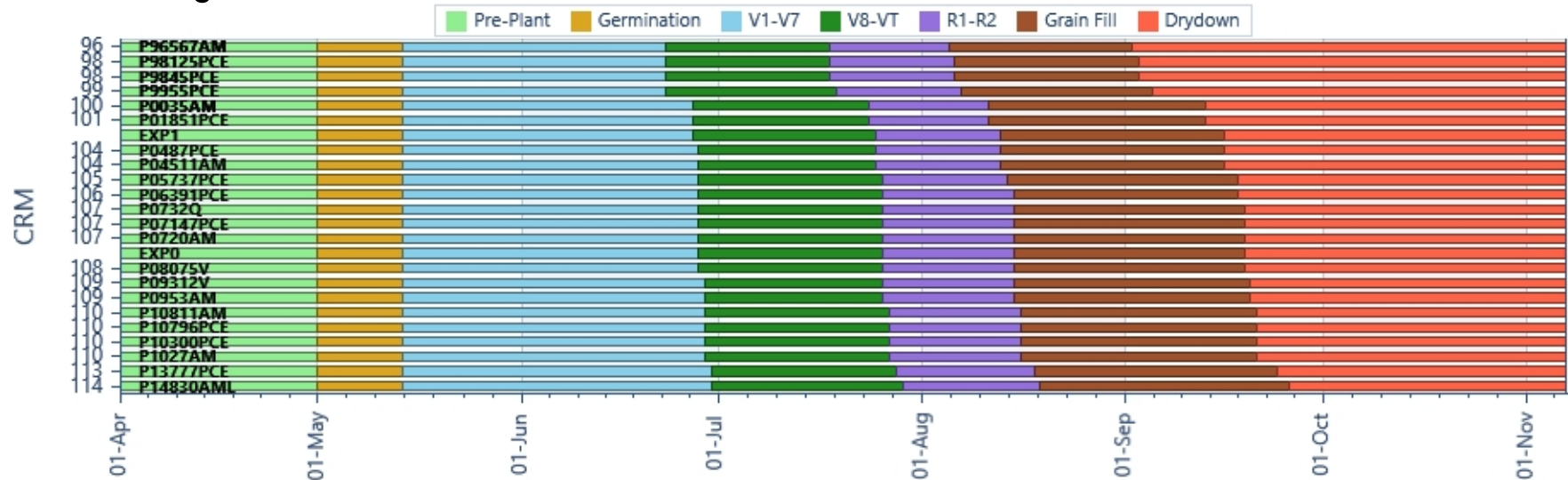
## Growth Stages



## Solar Radiation



## Growth Stages





## Search Criteria:

### General:

**Company:** Pioneer  
**CropYears:** 2025  
**Season:** 1  
**Experiment Type:** Genetic  
**Harvested:** Not Harvested

**Crop:** Corn Grain  
**Weigh Devices:** Weighed  
**Irrigation Types:** Limited  
**Brittle Snap:** No

### Geography:

**Countries:** United States  
**States/Provinces:** Michigan  
**Counties/Divisions:** Branch

### Sales Structure:

**Commercial Units:**  
**Sales Areas:**  
**Sales Districts:**  
**Territories:**

### Experiment:

**Groups:**  
**Experiment:**

### Price Details:

**Market Price:** \$3.50  
**Market Price Adjustments:** Standard-\$0.00,Drydown-\$0.04; High Oil-\$0.00,Drydown-\$0.04; High Oil SX-\$0.00,Drydown-\$0.04; White-\$0.70,Drydown-\$0.04; Waxy-\$0.50,Drydown-\$0.04;



## Notes and Explanations:

(1)  $\text{YIELD} = (100 - \text{MOISTURE}) \times (\text{LBS. OF GRAIN}) \times (\text{FACTOR}) \div (\text{HARVESTED LENGTH IN FEET}) \div (\text{HARVESTED WIDTH IN INCHES})$ . Not applicable if weighed with Yield Monitor. Yield monitor yields are estimates of yield taken from the yield monitor data files. Yield estimate calculations are dependent on the equipment and software manufacturer. Yield estimates from a yield monitor can vary significantly from actual yields of hybrids/varieties at a single point, within areas of a field or in aggregate. Any number of factors such as inappropriate calibration, machine settings, machine dynamics, grain characteristics, temperature, slope, operator error, etc. can impact the accuracy of yield monitor yield estimates.

Temperature, rainfall and solar radiation are estimates based on available data from weather stations in the area. Crop growth indices for individual hybrids, including estimates of silking and maturity dates, are produced by the proprietary EnClass® crop growth model using this weather information. Though crop growth indices produced by the model are calibrated based on historical field observations of products, they may not accurately reflect the growth stage at an individual location.

Where shown, soil information is provided by Soil Survey Staff, Natural Resources Conservation Service, United States Department of Agriculture. Soil Survey Geographic (SSURGO) Database available online at <http://soildatamart.nrcs.usda.gov>.

Information and results contained herein represent the average of all comparisons across the area indicated. Results may not predict future performance and may not be complete. Testing accuracy, area variations and a limited environmental base can give misleading results. Multi-year and multi-location information is a better predictor of future performance. Please use this information as only one component of your product positioning decision.

Insecticide Seed Treatment (IST): Indicates insecticide seed treatment was purchased on the seed. Fungicide Seed Treatment (FST): Indicates fungicide seed treatment was purchased on the seed.

Nematicide Seed Treatment (NST): Indicates nematicide seed treatment was purchased on the seed.

\*\*\* Since the trait/segment information is derived from each competitor's own product information, Pioneer makes no representations or warranties as to its accuracy, completeness or suitability.

All Pioneer products are hybrids unless designated with AM1, AM, AML, AMT, AMX, AMXT and Q, in which case they are brands.

### Segments:

HX1 - Contains the Herculex® I insect protection gene which provides protection against European corn borer, southwestern corn borer, black cutworm, fall armyworm, lesser corn stalk borer, southern corn stalk borer, and sugarcane borer; and suppresses corn earworm. HXRW - The Herculex® RW rootworm protection trait contains proteins that provide enhanced resistance against western corn rootworm, northern corn rootworm and Mexican corn rootworm. HXX - Herculex® XTRA contains the Herculex I and Herculex RW gene. YGCB - The Bt trait offers a high level of resistance to European corn borer, southwestern corn borer and southern cornstalk borer; moderate resistance to corn earworm and common stalk borer; and above average resistance to fall armyworm. LL - Contains the LibertyLink® gene for resistance to Liberty® herbicide. RR2 - Contains the Roundup Ready® Corn 2 trait that provides crop safety for over-the-top applications of labeled glyphosate herbicides when applied according to label directions. W - Waxy. WH - White food corn. YFC - Yellow food corn; AQ - Optimum® AQUAmax® hybrid. BMR - Brown MidRib Corn.

RW,HX1,LL,RR2 (Optimum® TRIssect®) - Contains the Herculex I gene for above-ground pests and the Agrisure® RW trait for resistance to corn rootworm. AM1 - Optimum® AcreMax® 1 insect protection system with an integrated corn rootworm refuge solution includes HXX, LL, RR2. Optimum AcreMax 1 products contain the LibertyLink® gene and can be sprayed with Liberty® herbicide. The required corn borer refuge can be planted up to half a mile away. AML - Optimum® AcreMax® Leptra® products with AVBL, YGCB, HX1, LL, RR2. Contains a single-bag integrated refuge solution for above-ground insects. In EPA-designated cotton-growing counties, a 20% separate corn borer refuge must be planted with Optimum AcreMax Leptra products.

AM1 - Optimum® AcreMax® 1 insect protection system with an integrated corn rootworm refuge solution includes HXX, LL, RR2. Optimum AcreMax 1 products contain the LibertyLink® gene and can be sprayed with Liberty® herbicide. The required corn borer refuge can be planted up to half a mile away. AM - Optimum® AcreMax® insect protection system with YGCB, HX1, LL, RR2. Contains a single-bag integrated refuge solution for above-ground insects. In EPA-designated cotton-growing counties, a 20% separate corn borer refuge must be planted with Optimum AcreMax products. AMT - Optimum® AcreMax® TRIssect® insect protection system with RW,YGCB,HX1,LL,RR2. Contains a single-bag refuge solution for above- and below-ground insects. The major component contains the Agrisure® RW trait, the Bt trait, and the Herculex® I gene. In EPA-designated cotton-growing counties, a 20% separate corn borer refuge must be planted with Optimum AcreMax TRIssect products. AMX - Optimum® AcreMax® Xtra insect protection system with YGCB, HXX, LL, RR2. Contains a single-bag integrated refuge solution for above- and below-ground insects. In EPA-designated cotton-growing counties, a 20% separate corn borer refuge must be planted with Optimum AcreMax Xtra products. AMXT (Optimum® AcreMax® XTreme) - Contains a single-bag integrated refuge solution for above- and below-ground insects. The major component contains the Agrisure® RW trait, the Bt trait and the Herculex® XTRA gene. In EPA-designated cotton-growing counties, a 20% separate corn borer refuge must be planted with Optimum AcreMax XTreme products.. AVBL,YGCB,HX1,LL,RR2 (Optimum® Leptra®) - Contains the Agrisure Viptera® trait, the Bt trait, the Herculex® I gene, the LibertyLink® gene and the Roundup Ready® Corn 2 trait.

YGCB,HX1,LL,RR2 (Optimum® Intrasect®) - Contains the Bt trait and Herculex® I gene for resistance to corn borer. YGCB,HXX,LL,RR2 (Optimum® Intrasect® Xtra) - Contains the Bt trait and the Herculex XTRA gene for resistance to corn borer and corn rootworm.

Roundup Ready® is a registered trademark used under license from Monsanto Company. Liberty®, LibertyLink® and the Water Droplet Design are registered trademarks of BASF. Agrisure® and Agrisure Viptera® are registered trademarks of, and used under license from, a Syngenta Group Company. Agrisure® technology incorporated into these seeds is commercialized under a license from Syngenta Crop Protection AG.

Product responses are variable and subject to any number of environmental, disease and pest pressures. Individual results may vary. Multi-year and multi-location data are a better predictor of future performance. DO NOT USE THIS OR ANY OTHER DATA FROM A LIMITED NUMBER OF TRIALS AS A SIGNIFICANT FACTOR IN PRODUCT SELECTION. Refer to [www.pioneer.com](http://www.pioneer.com) or contact a Pioneer sales representative or authorized dealer for the latest and complete listing of traits and scores for each Pioneer® brand product.

Pioneer® brand products are provided subject to the terms and conditions of purchase which are part of the labeling and purchase documents. TM ® SM Trademarks and service marks of Corteva Agriscience and its affiliated companies. © 2021 Corteva.

© 2021 Corteva. All rights reserved. The services associated with providing this information are provided for the grower's individual evaluation of products and conditional upon the grower agreeing that no part of this document, or information provided in this document, may be shared with any third-party including any third-party seed company. Any reproduction or use of this form, or the data contained herein, without prior written permission of Pioneer is strictly prohibited unless you are a Pioneer employee or authorized sales agent of Pioneer.

AGI Calc: Moisture Adjustment:  $(\text{Moisture} - \text{Adjustment Standard}) * \text{Dry Down} * \text{Yield} = Z$ ,  $\text{AGI} = ((\text{Market Price} + \text{Premium Adjustment}) * \text{Yield}) - Z$